

# FLASHING SIGN SYSTEMS

## SA300 Controllers and Collaborators (All Models)

### Introduction

The base of the Flashing Sign System, the SA300 Basics, Controllers, and Collaborators are the “brains” of the group. Handling everything from configuration to logic control, these devices allow the system to operate as conflict intersection warning, sequencing curves, wrong way warning and so much more.

Featuring inputs (and supporting logic) for one activation device and a radar detector, as well as outputs for two alternating Rings, RRFB's, or Beacons (for example), the Flashing Sign Systems' possibilities are limitless.

All TrafficCalm™ products are built in the USA. We **are** the complete engineering and manufacturing chain, meaning that everything going into our products is TrafficCalm™!

### ● Configuration and Setup

Quick configuration via TC Connect™, a WiFi connection platform developed by TrafficCalm™ that requires NO Internet Connection!

With any browser enabled device, the Installer can easily log in and select from multiple options and settings including Flash Duration, LED Brightness and Dimming Control

### ● Durability and Reliability


Roadside signage, and the like, attract all forms of vandalism. Housed in a potted aluminum enclosure the SA300 System is ready for years of tamper-free service

### ● Built For Efficiency

Operating on either an AC supply, or 20W, 30W, 50W, or 60W solar supplies, the SA300 System provides ample power to any TrafficCalm™ warning device. Suitable for an extreme range of climates, TrafficCalm™ products are built for the road ahead

### ● Warranty

Industry leading 5-Year Warranty, excluding batteries



Solar and Radar equipment shown

Powered by TC Connect



# Specifications

All Controller and Collaborator Models Feature:

## Physical Description

- Mounting: Universal bracket accommodates most industry standard round or square posts of suitable load rating
- Nema 3R enclosure, all electronics potted

## Input/Output

- Inputs: 1 per controller, accept dry contact closure, optional input devices include Push Button, Environmental sensors, and others.
- Outputs: 2 per controller, 12W max requirement, output devices include Sign Rings, RRFBs, Beacons
- Radar Port: accepts input from TrafficCalm™ Lite Radar

## TC Connect™ Human Interface

- WiFi Connectivity - No Internet Connection required
- Mode Selection: Pedestrian Crossing, Curve Warning, etc.
- Configurable Flash Duration
- Unified Wireless Collaboration Activation and Setting
- Configurable auto dimming profiles

## Radio Collaboration (Excludes BSC models)

- Intelligent controller pushes settings to paired collaborators over secure D2D meshnet network
- 100ms wireless activation response time
- 1000'/305m of range, repeatable signal
- Configurable Net ID
- 2.4 GHz operating frequency
- DSSS modulation

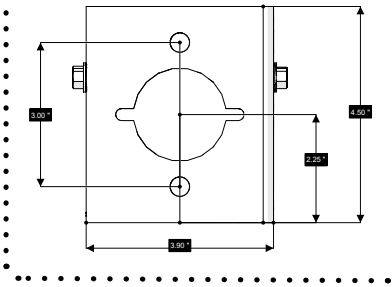
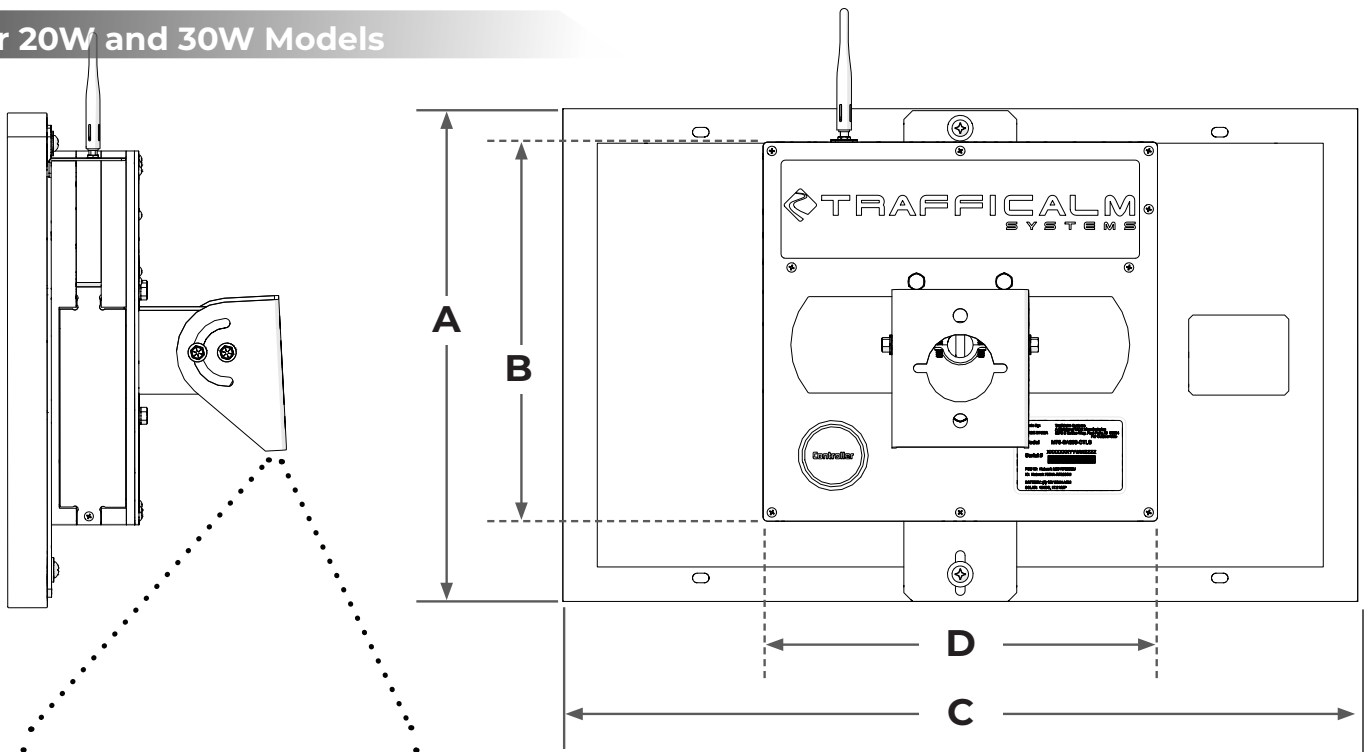
## Performance

- Wireless activation within 100 mS
- Wireless range of 1000'/305m
- -34° C to +50° C operating range (varies with battery type used)
- 5 year warranty, excluding batteries

# Model Details

	<b>M75-SA300-CTLA</b> <b>M75-SA300-CLBA</b> <b>M75-SA300-BSCA</b>	<b>M75-SA300-CTL2</b> <b>M75-SA300-CLB2</b> <b>M75-SA300-BSC2</b>	<b>M75-SA300-CTL3</b> <b>M75-SA300-CLB3</b> <b>M75-SA300-BSC3</b>	<b>M75-SA300-CTLE</b> <b>M75-SA300-CLBE</b> <b>M75-SA300-BSC3</b>
<b>Weight</b>	22.0lbs/10.0kg	25.0 lbs/11.3kg	28.0 lbs/12.7kg	29.0lbs/13.1kg
<b>Dims</b>	9.28"W x 10.5"H x 5.21" D (23.6cm,26.7cm,13.2cm)	22.7"W x 14.1"H x 3.9"D (57.7cm,35.8cm,9.9cm)	21.3"W x 20.1"H x 3.9"D (54.1cm, 51.1cm, 9.9cm)	9.28"W x 10.5"H x 5.21" D (23.6cmx26.7cmx13.2cm)
<b>AC/Solar</b>	Integrated AC	Integrated Solar	Integrated Solar	Solar Panel Kit sold separately
<b>Battery</b>	Does not apply	AGM, 12Ah, 12V	AGM, 12Ah, 12V	Extreme Climate AGM, 13Ah, 12V
<b>Solar Panel</b>	Does not apply	20W/1.16A (incl.)	30W/1.74A (incl.)	30, 50, or 60W kits available
<b>AC Input</b>	0.43A/115VAC	Does not apply	Does not apply	Does not apply
<b>Continuous Performance</b>	Unlimited flashes/day	800 30sec activations per day with 2 hours sunlight	800 30sec activations per day with 2 hours sunlight	860 30sec activations per day with 2 hours sunlight

**For 20W and 30W Models**



	A	B	C	D
M75-SA300-CTL2 M75-SA300-CLB2 M75-SA300-BSC2	14.1 in 35.8 cm	10.8in 27.5cm	22.7 in 57.5 cm	11.2in 28.5cm
M75-SA300-CTL3 M75-SA300-CLB3 M75-SA300-BSC3	20.1 in 51.1 cm	10.8in 27.5cm	21.3 in 54.1 cm	11.2in 28.5cm

**For AC and "E" Models**

